

## Wall Installation - Open Corners

### Open Outside Corner

Step 1: Set the closure trim (#705) in place (Fig.64).

Step 2: Set the standard panels in place and fasten (Fig.65).



Fig.64




Fig.65

Step 3: Set the open outside corner (#711) in place and fasten (Fig.66).

Step 4: Set the standard panels in place and fasten (Fig.67).




Fig.66




Fig.67