



MAXTON

INDUSTRIES

FILLABLE PDF ORDER FORM

Thank you for using the MAXTON PDF Order Form!

There are a number of things to keep in mind when using this form:

- **You MUST download the form to your desktop or device before filling it out.**
Some of the form's features do not work when filling out in your browser (Chrome, Firefox, etc.)
- This form may not be fillable on some PDF readers or devices.
It is highly recommended that you install and use the very reliable [Adobe Acrobat Reader](#).
- This is NOT an actual order until you receive either an email confirmation, or are contacted directly by one of our sales representatives.
- LUX Panels are cut to within 1/8 of customers provided measurements.
- Measurements must be in inches and decimal inches – here is an excellent [conversion calculator](#) to help.
- This order form is only valid for Canadian orders for LUX Architectural Products.
- If, for whatever reason, the order form cannot be completed digitally, you can print the form and enter your order information manually with pen or pencil, then scan the document and email it.
- All completed order forms should be emailed to info@maxton.ca

If you have any further questions or concerns, please feel free to contact us at info@maxton.ca or **250.307.4303**
Thank you for choosing MAXTON Industries!

Customer PO: _____

CUSTOMER NAME: _____ PHONE: _____

EMAIL: _____ CELL: _____

BRANCH #: _____ ADDRESS: _____

CITY & PROVINCE: _____ POSTAL CODE: _____

REQUESTED DELIVERY DATE: _____ BUNDLED CRATED

LUX SALES CONTACT: _____







PROJECT ADDRESS: _____

(THIS INFORMATION IS REQUIRED FOR WARRANTIES & QUALITY ASSURANCE INSPECTIONS.)

CITY & PROVINCE: _____ POSTAL CODE: _____

SPECIAL INSTRUCTIONS & COMMENTS:

ADDITIONAL ITEMS:

	STOCK #	QTY	COLOUR 1	COLOUR 2	COLOUR 3
 <p>LUX Screws #8 x 1 1/2" Panhead - Wood (200 screws per lb) 30 screws required per 100 sq.ft.</p>	75367 E	_____ lbs	_____ N/A	_____ N/A	_____ N/A
 <p>LUX Self-Drilling Metal Screws #8 Pan Tek - Metal (200 screws per lb) 30 screws required per 100 sq.ft.</p>	75366 E	_____ lbs	_____ N/A	_____ N/A	_____ N/A
 <p>Touch-Up Paint Pens</p>	700150 E	_____	_____	_____	_____
 <p>4" Shear</p>	700250 E	_____	_____ N/A	_____ N/A	_____ N/A
 <p>6" Shear</p>	700260 E	_____	_____ N/A	_____ N/A	_____ N/A
 <p>7 1/4" Ferrous Blades</p>	_____	_____	_____ N/A	_____ N/A	_____ N/A
<p>10" Ferrous Blades</p>	_____	_____	_____ N/A	_____ N/A	_____ N/A

Customer Name: _____

ORDER #

(LUX OFFICE USE ONLY)

SMOOTH & VENTED PANEL



4" Smooth V-Groove
#700000 E



4" Vented V-Groove
#700002 E



6" Smooth V-Groove
#700004 E



**Double 7
Two Panel Vented Soffit**
#700200 E



**Double 7
Two Panel Smooth Soffit**
#700202 E

	PANEL TYPE	COLOUR	QTY	LENGTH <small>(in inches.) Min 48" - Max 288" Double 7: 144" only</small>
1.	_____	_____	_____	_____
2.	_____	_____	_____	_____
3.	_____	_____	_____	_____
4.	_____	_____	_____	_____
5.	_____	_____	_____	_____
6.	_____	_____	_____	_____
7.	_____	_____	_____	_____
8.	_____	_____	_____	_____
9.	_____	_____	_____	_____
10.	_____	_____	_____	_____
11.	_____	_____	_____	_____
12.	_____	_____	_____	_____
13.	_____	_____	_____	_____
14.	_____	_____	_____	_____
15.	_____	_____	_____	_____
16.	_____	_____	_____	_____
17.	_____	_____	_____	_____
18.	_____	_____	_____	_____
19.	_____	_____	_____	_____
20.	_____	_____	_____	_____

*Knotty only available in the LUX Lap Box Program and Metal Craft Series Products. Contact LUX or your distributor for more info.

Customer Name: _____

ORDER #

(LUX OFFICE USE ONLY)

TRIMS & FLASHINGS: (Standard length: 10ft.)

EFFICIENCY SERIES™



Snap-T O/S Corner #714

STOCK #700028 E

QTY _____

COLOUR _____



2 Pce. J-Channel #715

STOCK #700084 E

QTY _____

COLOUR _____



Snap-T Inside Corner #717

STOCK #700030 E

QTY _____

COLOUR _____



2 Pce. Joiner J Insert #718

STOCK #700032 E

QTY _____

COLOUR _____

CLASSIC SERIES



J Channel #703

STOCK #700018 E

QTY _____

COLOUR _____




Outside Corner #706

STOCK #700022 E

QTY _____

COLOUR _____



Inside Corner #707

STOCK #700023 E

QTY _____

COLOUR _____



Joiner J #708

STOCK #700020 E

QTY _____

COLOUR _____



Window Batten #710

STOCK #700100 E

QTY _____

COLOUR _____



Open Outside Corner #711

STOCK #700024 E

QTY _____

COLOUR _____



Open Inside Corner #712

STOCK #700026 E

QTY _____

COLOUR _____

ADDITIONAL TRIMS (Continued on next page.)



Starter Strip #701

STOCK #700010 E

QTY _____

COLOUR _____



Base Trim #702

STOCK #700012 E

QTY _____

COLOUR _____



Drip Cap #709

STOCK #700019 E

QTY _____

COLOUR _____



L-Trim #842

STOCK #3504

QTY _____

COLOUR _____

*Knotty only available in the LUX Lap Box Program and Metal Craft Series Products. Contact LUX or your distributor for more info.

Customer Name: _____

ORDER #

[LUX OFFICE USE ONLY]

TRIMS & FLASHINGS, CONTINUED: (Standard length: 10ft.)

ADDITIONAL TRIMS




Top J Channel Insert #704

STOCK #700014 E

QTY _____

COLOUR _____



Hidden Closure #705

STOCK #700016 E

QTY _____

COLOUR _____



Bottom J Receiver #713

STOCK #700086 E

QTY _____

COLOUR _____



Joiner-J Insert #716

STOCK #700088 E

QTY _____

COLOUR _____



Snap-T O/S Corner Insert #723

STOCK #700110 E

QTY _____

COLOUR _____



Snap-T O/S Corner Base #724

STOCK #700112 E

QTY _____

COLOUR _____



Under Window Drip cap

STOCK #700021 E

QTY _____

COLOUR _____

FASCIA



Fascia - Drop Down

STOCK #3506-3512

QTY _____

COLOUR _____



Fascia - Ribbed

STOCK #3514-3520

QTY _____

COLOUR _____

*Knotty only available in the LUX Lap Box Program and Metal Craft Series Products. Contact LUX or your distributor for more info.

Customer Name: _____

ORDER #

[LUX OFFICE USE ONLY]

ORDER TOTALS

PANELS & SOFFIT	COLOUR	QTY	LENGTH (in inches.)
1. _____	_____	_____	_____
2. _____	_____	_____	_____
3. _____	_____	_____	_____
4. _____	_____	_____	_____
5. _____	_____	_____	_____
6. _____	_____	_____	_____
7. _____	_____	_____	_____
8. _____	_____	_____	_____
9. _____	_____	_____	_____
10. _____	_____	_____	_____
11. _____	_____	_____	_____
12. _____	_____	_____	_____
13. _____	_____	_____	_____
14. _____	_____	_____	_____
15. _____	_____	_____	_____
16. _____	_____	_____	_____
17. _____	_____	_____	_____
18. _____	_____	_____	_____
19. _____	_____	_____	_____
20. _____	_____	_____	_____

ADDITIONAL ITEMS	QTY	COLOUR 1	COLOUR 2	COLOUR 3
LUX Screws #8 x 1 1/8" Panhead - Wood (200 screws per lb) 30 screws required per 100 sq. ft. (75367 E)	_____ lbs	_____ N/A	_____ N/A	_____ N/A
Self-Drilling Metal Screws #8 Pan Tek - Metal (200 screws per lb) 30 screws required per 100 sq. ft. (75366 E)	_____ lbs	_____ N/A	_____ N/A	_____ N/A
Touch-Up Paint Pens (700150 E)	_____	_____	_____	_____
4" Shear (700250 E)	_____	_____ N/A	_____ N/A	_____ N/A
6" Shear (700260 E)	_____	_____ N/A	_____ N/A	_____ N/A
7 1/4" Ferrous Blades	_____	_____ N/A	_____ N/A	_____ N/A
10" Ferrous Blades	_____	_____ N/A	_____ N/A	_____ N/A

Customer Name: _____

ORDER #

(LUX OFFICE USE ONLY)

ORDER TOTALS

TRIMS & FLASHINGS		COLOUR	QTY	NOTES
#701 Starter Strip	(700010 E)	_____	_____	_____
#702 Base Trim	(700012 E)	_____	_____	_____
#703 J Channel	(700018 E)	_____	_____	_____
#704 Top J Channel Insert	(700014 E)	_____	_____	_____
#705 Hidden Closure	(700016 E)	_____	_____	_____
#706 Outside Corner	(700022 E)	_____	_____	_____
#707 Inside Corner	(700023 E)	_____	_____	_____
#708 Joiner J	(700020 E)	_____	_____	_____
#709 Drip Cap	(700019 E)	_____	_____	_____
#710 Window Batten	(700100 E)	_____	_____	_____
#711 Open Outside Corner	(700024 E)	_____	_____	_____
#712 Open Inside Corner	(700026 E)	_____	_____	_____
#713 Bottom J Receiver	(700086 E)	_____	_____	_____
#714 Snap-T O/S Corner	(700028 E)	_____	_____	_____
#715 2 Piece J Channel	(700084 E)	_____	_____	_____
#716 Joiner-J Insert	(700088 E)	_____	_____	_____
#717 Snap-T Inside Corner	(700030 E)	_____	_____	_____
#718 2 Piece Joiner J Insert	(700032 E)	_____	_____	_____
#723 Snap-T O/S Corner Insert	(700110 E)	_____	_____	_____
#724 Snap-T O/S Corner Base	(700112 E)	_____	_____	_____
#842 L Trim	(3504)	_____	_____	_____
Under Window Dripcap	(700021 E)	_____	_____	_____
Fascia - Drop Down	(3506-3512)	_____	_____	_____
Fascia - Ribbed	(3514-3520)	_____	_____	_____

Maxton Panels has prepared this document for material based on the information provided by the customer. Maxton Panels is not responsible for determining the final cut list and quantities and/or drawings on custom orders. All quotes are valid for 30 days.