

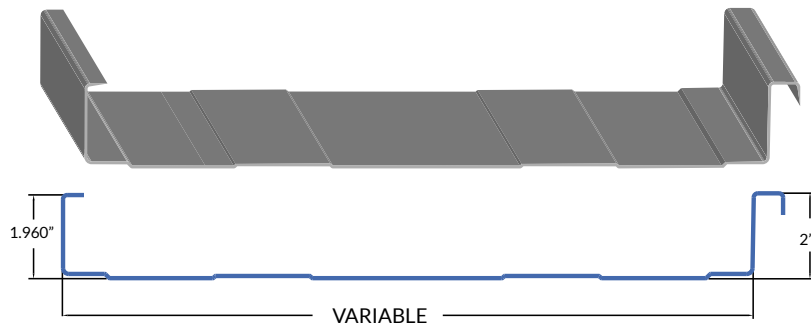


Mechanical **Loc**

Standing Seam Panel System

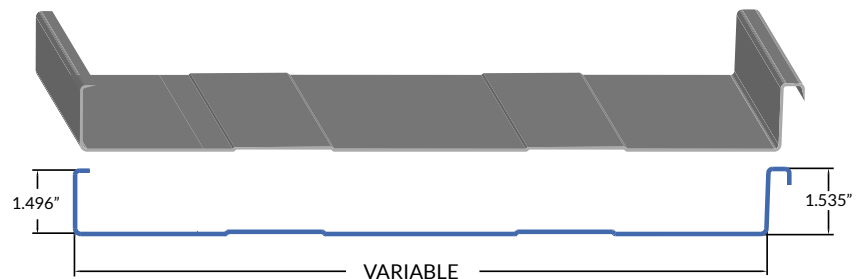
Mechanical Loc is a commercial grade panel that is mechanically seamed and installed with a concealed clip system. This panel is ideal for shallow sloped roofs. Available in 2", 1.5" and 1" seam heights, the Mechanical Loc panel system creates long clean lines with wide spans, provides superior weather-tight protection, and allows for thermal expansion and contraction with a floating clip system. Mechanical Loc is available with minor ribs and comes in variable widths. Mechanical Loc requires on-site seaming.

2" Mechanical Loc



1.5" Mechanical Loc

also available in 1"





Mechanical Loc

Specifications

Roof Coverage: 12-16"

Concealed Clip System

Panel Length Up to 50' (Contact Forma Steel to discuss options for panels longer than 50')

Suitable for Low Sloped Roofs (Minimum Slopes: 2" = 3/4:12, 1.5" = 1.5:12, and 1" = 3:12)


Substrate: 5/8" Standard Plywood Minimum

Suitable for climates with high wind, high snow accumulation & extreme temperatures


Available in Standard 24 Gauge Colours

Minimum Length: 12"

Striations are recommended on panels to minimize the appearance of oil-canning



24 Gauge Colours



(403) 553-3309 | orders@formasteel.ca

FORMASTEEL.CA