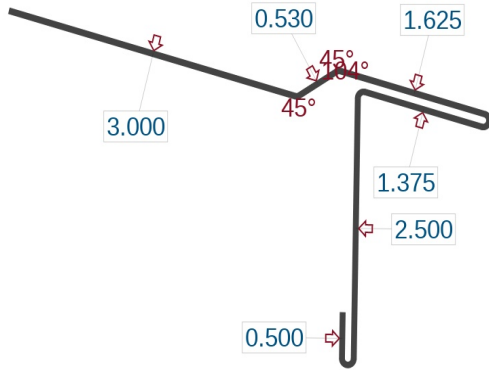




2" MECHANICAL LOCK

March 2021

Forma Steel Counter

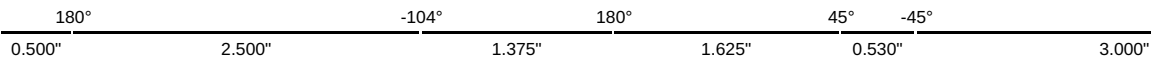


Pos. 1 - Name: 200EL312

Material: Colour24ga SMP - Gr80 | 0.015 inch | - To Be Determined

Blank: 9.53 inch, Bendings: 6

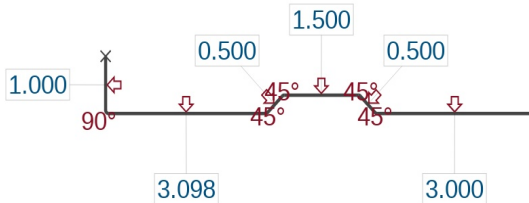
Pos.	ID	Length [inch]	Amount	lbs	sqft
1.1	18027	120.000	1	0	7.965



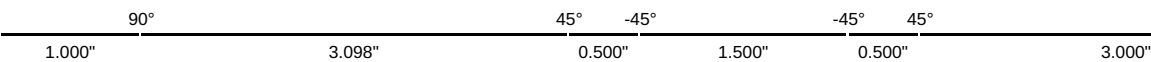
Pos. 2 - Name: 200PS - Panel Support

Material: Colour24ga SMP - Gr80 | 0.015 inch | - To Be Determined

Blank: 9.598 inch, Bendings: 5



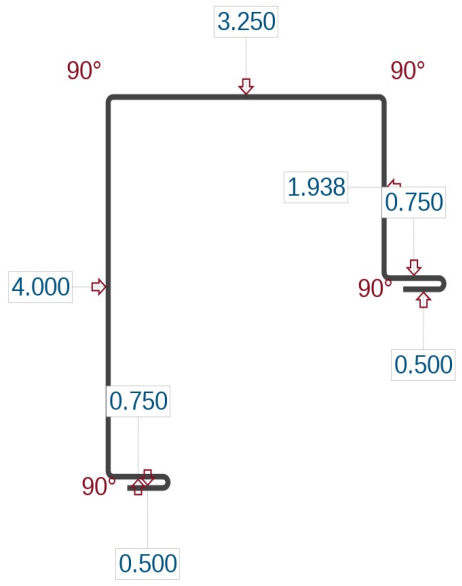
Pos.	ID	Length [inch]	Amount	lbs	sqft
2.1	18028	120.000	1	0	7.965





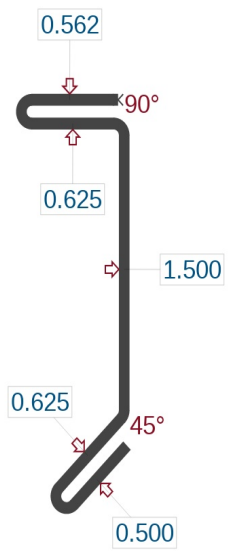
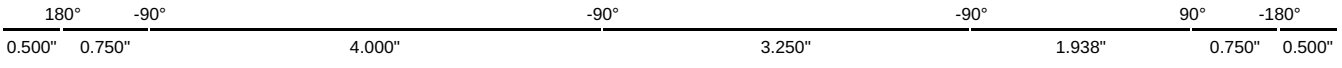
2" MECHANICAL LOCK

March 2021



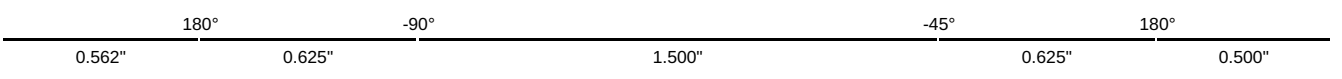
Pos. 3 - **Name:** 200BG Open Hem at Bottom End
Material: Colour24ga SMP - Gr80 | 0.015 inch | - To Be Determined
Blank: 11.688 inch, **Bendings:** 8

Pos.	ID	Length [inch]	Amount	lbs	sqft
3.1	18029	120.000	1	0	9.688



Pos. 4 - **Name:** 200GL Open Hem at Top
Material: Colour24ga SMP - Gr80 | 0.015 inch | - To Be Determined
Blank: 3.812 inch, **Bendings:** 5

Pos.	ID	Length [inch]	Amount	lbs	sqft
4.1	18030	120.000	1	0	3.229



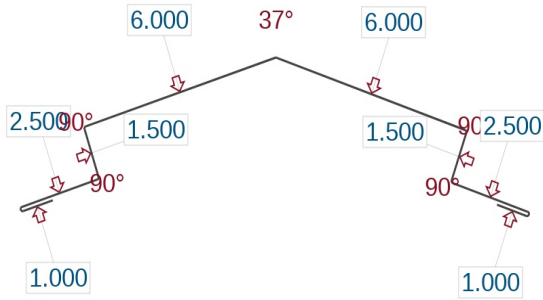


2" MECHANICAL LOCK
March 2021

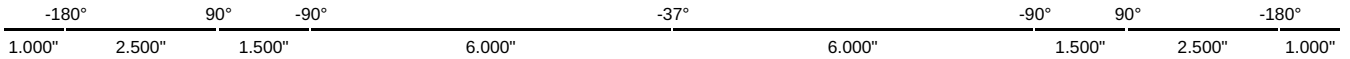
Pos. 5 - **Name:** 200RCF - **4:12 Slope**

Material: Colour24ga SMP - Gr80 | 0.015 inch | - To Be Determined

Blank: 22 inch, **Bendings:** 9



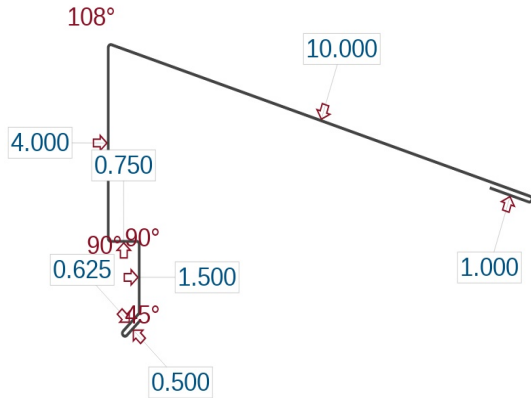
Pos.	ID	Length [inch]	Amount	lbs	sqft
5.1	18031	120.000	1	0	18.299




Pos. 6 - **Name:** 200HE Open Hem at Top

Material: Colour24ga SMP - Gr80 | 0.015 inch | - To Be Determined

Blank: 18.375 inch, **Bendings:** 8

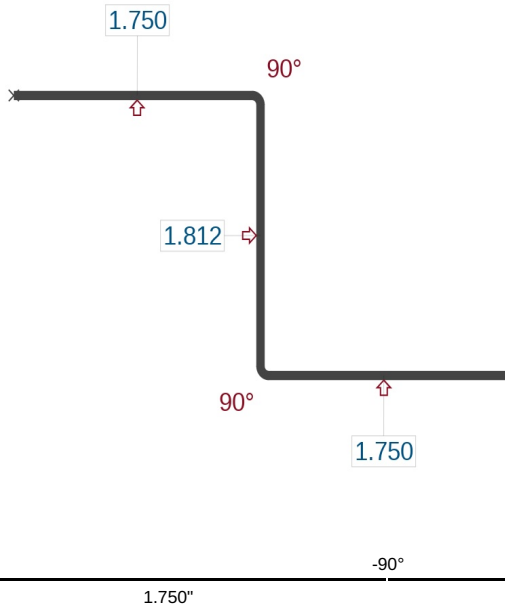


Pos.	ID	Length [inch]	Amount	lbs	sqft
6.1	18034	120.000	1	0	15.285





2" MECHANICAL LOCK
March 2021

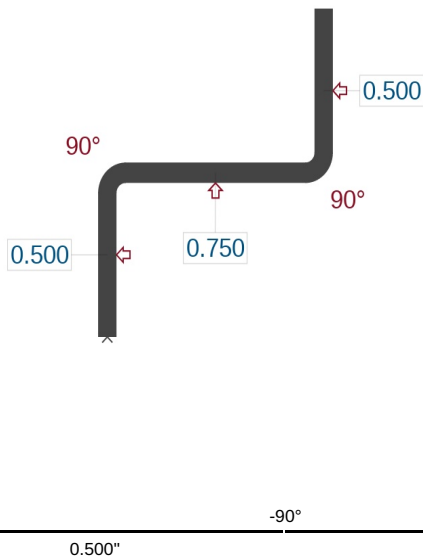


Pos. 7 - **Name:** 200ZB

Material: Colour24ga SMP - Gr80 | 0.015 inch | - To Be Determined

Blank: 5.312 inch, **Bendings:** 2

Pos.	ID	Length [inch]	Amount	lbs	sqft
7.1	18035	120.000	1	0	4.413



Pos. 8 - **Name:** 200ZS

Material: Colour24ga SMP - Gr80 | 0.015 inch | - To Be Determined

Blank: 1.75 inch, **Bendings:** 2

Pos.	ID	Length [inch]	Amount	lbs	sqft
8.1	18036	120.000	1	0	1.507

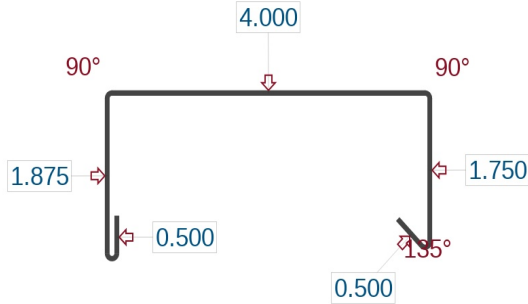


2" MECHANICAL LOCK
March 2021

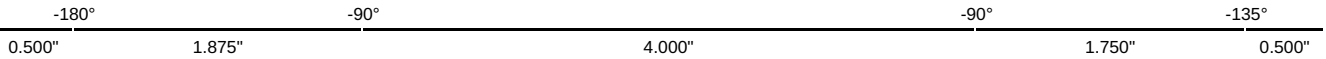
Pos. 9 - Name: 200EJC

Material: Colour24ga SMP - Gr80 | 0.015 inch | - To Be Determined

Blank: 8.625 inch, Bendings: 5



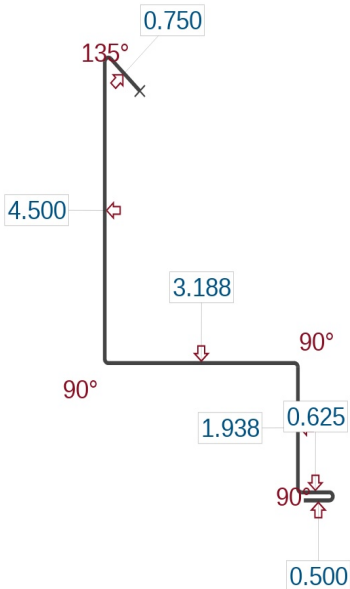
Pos.	ID	Length [inch]	Amount	lbs	sqft
9.1	18037	120.000	1	0	7.212



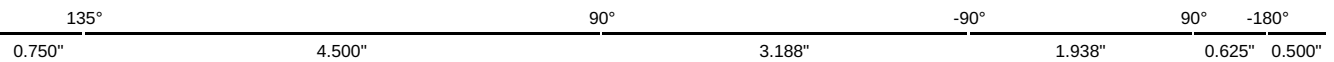
Pos. 10 - Name: 200SWF

Material: Colour24ga SMP - Gr80 | 0.015 inch | - To Be Determined

Blank: 11.501 inch, Bendings: 6




Pos.	ID	Length [inch]	Amount	lbs	sqft
10.1	18038	120.000	1	0	9.58



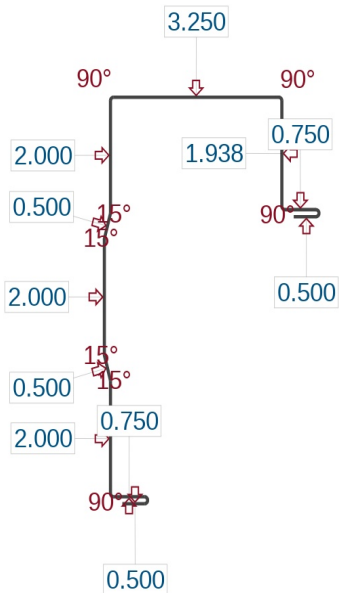



2" MECHANICAL LOCK
March 2021



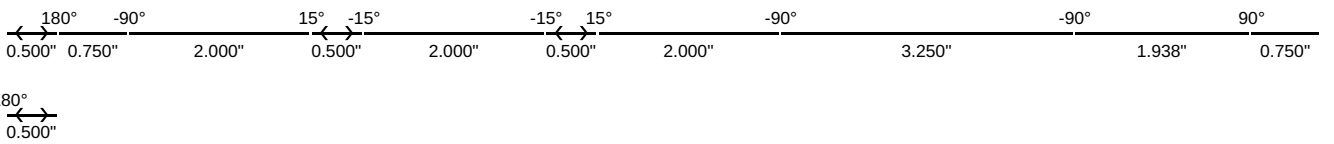
Pos. 11 - **Name:** 200SWCF
Material: Colour24ga SMP - Gr80 | 0.015 inch | - To Be Determined
Blank: 4.175 inch, **Bendings:** 2

Pos.	ID	Length [inch]	Amount	lbs	sqft
11.1	18039	120.000	1	0	3.444



Pos. 12 - **Name:** Profiled Gable
Material: Colour24ga SMP - Gr80 | 0.015 inch | - To Be Determined
Blank: 14.688 inch, **Bendings:** 12

Pos.	ID	Length [inch]	Amount	lbs	sqft
12.1	18040	120.000	1	0	12.271

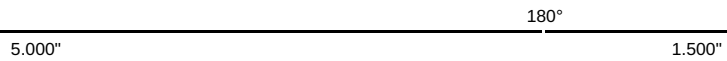
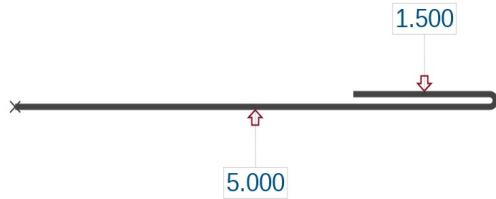




2" MECHANICAL LOCK
March 2021

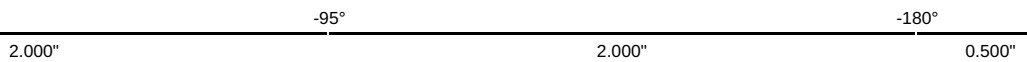
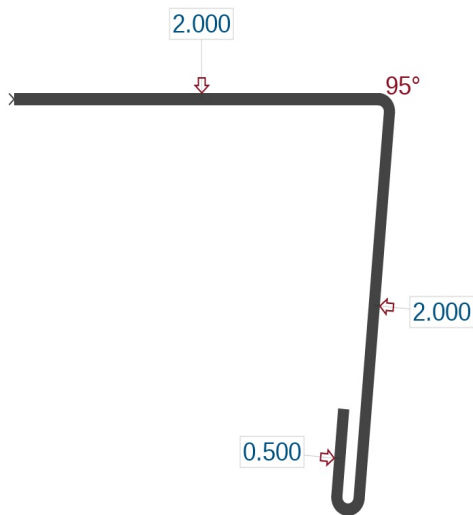
Pos. 13 - **Name:** ****1/8" open hem**** End support
Material: Colour24ga SMP - Gr80 | 0.015 inch | - To Be Determined
Blank: 6.5 inch, **Bendings:** 1

Pos.	ID	Length [inch]	Amount	lbs	sqft
13.1	18041	19.685	1	0	0.861



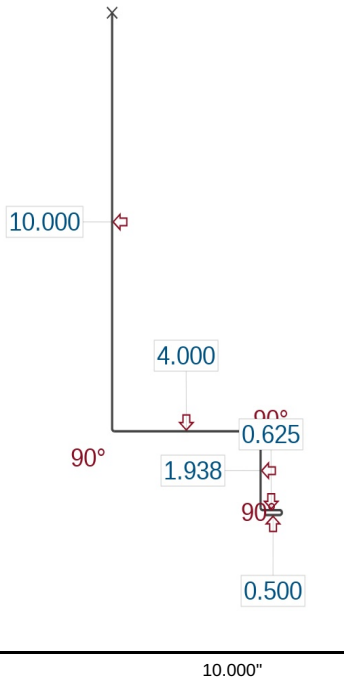
Pos. 14 - **Name:** Ridge Closure
Material: Colour24ga SMP - Gr80 | 0.015 inch | - To Be Determined
Blank: 4.5 inch, **Bendings:** 3

Pos.	ID	Length [inch]	Amount	lbs	sqft
14.1	18042	19.685	1	0	0.646





2" MECHANICAL LOCK
March 2021

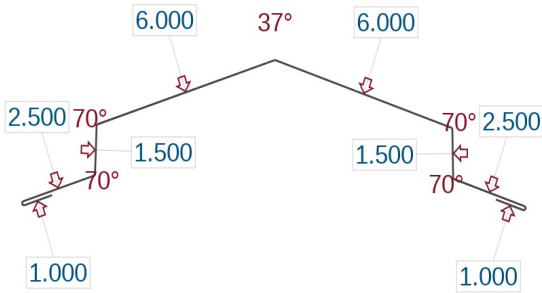


Pos. 15 - **Name:** Non Floating Sidewall
Material: Colour24ga SMP - Gr80 | 0.015 inch | - To Be Determined
Blank: 17.063 inch, **Bendings:** 5

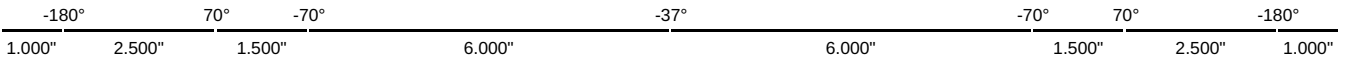
Pos.	ID	Length [inch]	Amount	lbs	sqft
15.1	18043	120.000	1	0	14.208



Pos. 16 - **Name:** 1/8" Open Hems - Ridge Cap
Material: Colour24ga SMP - Gr80 | 0.015 inch | - To Be Determined
Blank: 22 inch, **Bendings:** 9

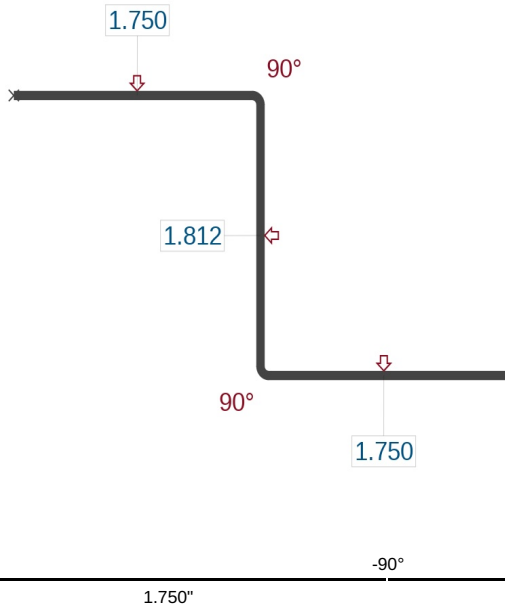


Pos.	ID	Length [inch]	Amount	lbs	sqft
16.1	18044	120.000	1	0	18.299



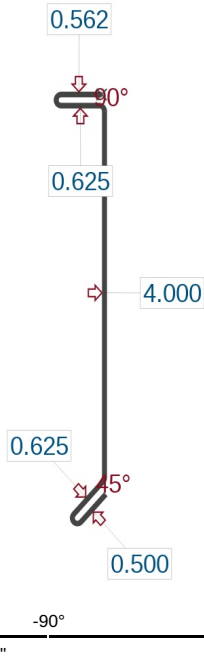


2" MECHANICAL LOCK
March 2021



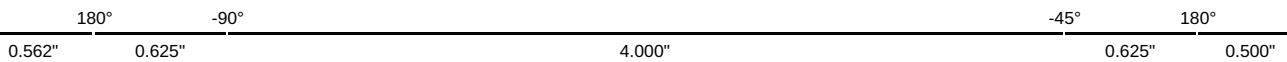
Pos. 17 - **Name:** Vented Ridge Clip - 3" Long - 16ga
Material: Colour24ga SMP - Gr80 | 0.015 inch | - To Be Determined
Blank: 5.312 inch, **Bendings:** 2

Pos.	ID	Length [inch]	Amount	lbs	sqft
17.1	18045	120.000	1	0	4.413



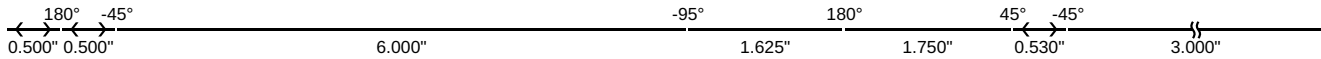

Pos. 18 - **Name:** 200 LONG GL Open Hem at Top
Material: Colour24ga SMP - Gr80 | 0.015 inch | - To Be Determined
Blank: 6.312 inch, **Bendings:** 5

Pos.	ID	Length [inch]	Amount	lbs	sqft
18.1	18046	120.000	1	0	5.274





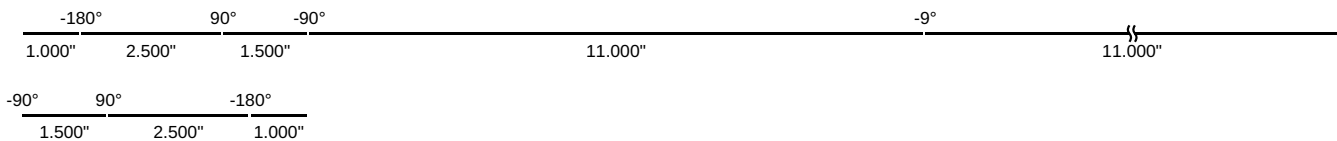
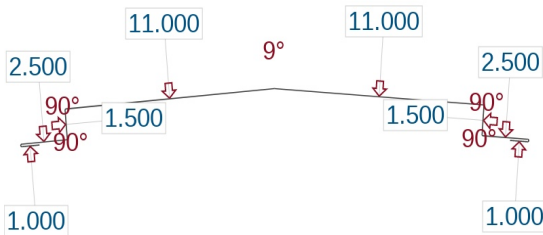
2" MECHANICAL LOCK
March 2021



Pos. 19 - **Name:** 200 LONG LE 1/12
Material: Colour24ga SMP - Gr80 | 0.015 inch | - To Be Determined
Blank: 13.905 inch, **Bendings:** 7

Pos.	ID	Length [inch]	Amount	lbs	sqft
19.1	18047	120.000	1	0	11.625

Pos. 20 - **Name:** 200 LONG Ridge Cap 112
Material: Colour24ga SMP - Gr80 | 0.015 inch | - To Be Determined
Blank: 32 inch, **Bendings:** 9



Pos.	ID	Length [inch]	Amount	lbs	sqft
20.1	18048	120.000	1	0	26.694

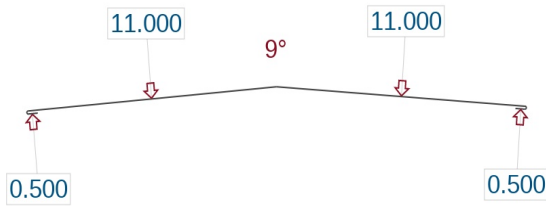


2" MECHANICAL LOCK
March 2021


Pos. 21 - **Name:** RC200 LONG/FLAT

Material: Colour24ga SMP - Gr80 | 0.015 inch | - To Be Determined

Blank: 23 inch, **Bendings:** 5



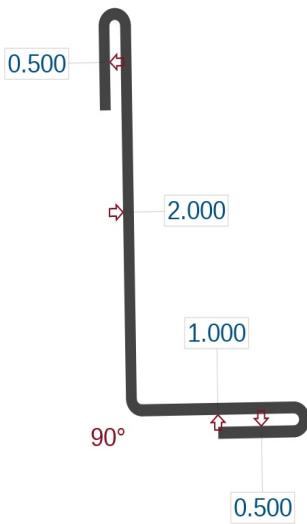
Pos.	ID	Length [inch]	Amount	lbs	sqft
21.1	18049	120.000	1	0	19.16



Pos. 22 - **Name:** 2" L Flashing

Material: Colour24ga SMP - Gr80 | 0.015 inch | - To Be Determined

Blank: 4 inch, **Bendings:** 5



Pos.	ID	Length [inch]	Amount	lbs	sqft
22.1	18050	120.000	1	0	3.337

